



Swimming Pool Permit Application

Return Completed Form To: Zoning & Building Safety Dept, 1504 3rd Ave., Room 305, Rock Island, IL 61201

1. AUTHORIZATION REQUIREMENTS.

Permit #

Application is hereby made for installation of a swimming pool of a private residence. All sections must be completed and no work may commence prior to permit approval. Permit are require for all vessels capable of hold 24 inches of water. **Do not fill pool with water until a final inspection has been completed.**

2. PROPERTY INFORMATION.

Address _____

Owner(s) Name(s) _____ Phone _____

Address _____

Installer(s) Name(s) _____ Phone _____

Address _____

3. IS PROPERTY LOCATED IN THE REGULATORY FLOODWAY? Yes No

A permit must first be obtained from the Illinois Department of Natural Resources – Office of Water Resources. **Fences are not allowed** (Section 3-2-8.11.g).

4. TYPE OF POOL.

- Bladder or storable (any depth, non-metallic)
- On Ground – max water depth of 42”
- On Ground – 42 inches in depth or more or Partially In Ground (circle one)
- In Ground – entirely below grade
- Inside a Building
- Hot Tub or Spa

5. TYPE OF BARRIER. A barrier to restrict access is required for all swimming pools. Barriers (fences or other access restrictions) must be 48 inches high and the bottom must be within 2 inches of grade. Access gates must be self-closing, self-latching and gate latches must be 54” high or on the pool side more than 3” below the top of the gate. **See Figure 1.**

- Existing Fence
- New Fence to be constructed.
- Using side of pool as barrier with locking ladder (Above Ground Pools).
- Exterior wall of home to be used as one side of barrier.(choose one of option below)
 - Alarm to be installed on all doors with access to fenced in area in compliance with UL 2017;
 - Powered Safety Cover in compliance with ASTM F1346.

6. ELECTRICAL REQUIREMENTS. Electrical requirements for swimming pool installation can be complicated. Please consult a qualified electrician and follow section 680 of the 2011 National Electric Code (NEC). **See Figure 2.**

7. LOCATION ON PROPERTY. Zoning requirements treat swimming pools as accessory structures. This requires a 5 foot set back from side and rear yards and it shall not be in the front yard. You should also review all easements and pay attention to the location of your septic and well. Use this checklist for submittal:

- Site Plan. Provide a site plan that shows all setbacks and easements. **See page 3.**
- Zoning Approval Approved: _____ Date: _____
- Health Department Approval Approved: _____ Date: _____
- Mid American Energy Approval. (Must have signed form).
- I have reviewed all other easements & covenants of my subdivision.

8. APPLICANT’S CERTIFICATE.

I hereby certify that all the statements in and attachments to this application are a true description of the existing property and the proposed development project. I agree to abide by all development requirements of Rock Island County, Illinois.

Applicant Name (print)

Applicant Signature

Date

Figure 1 – Barrier Requirements

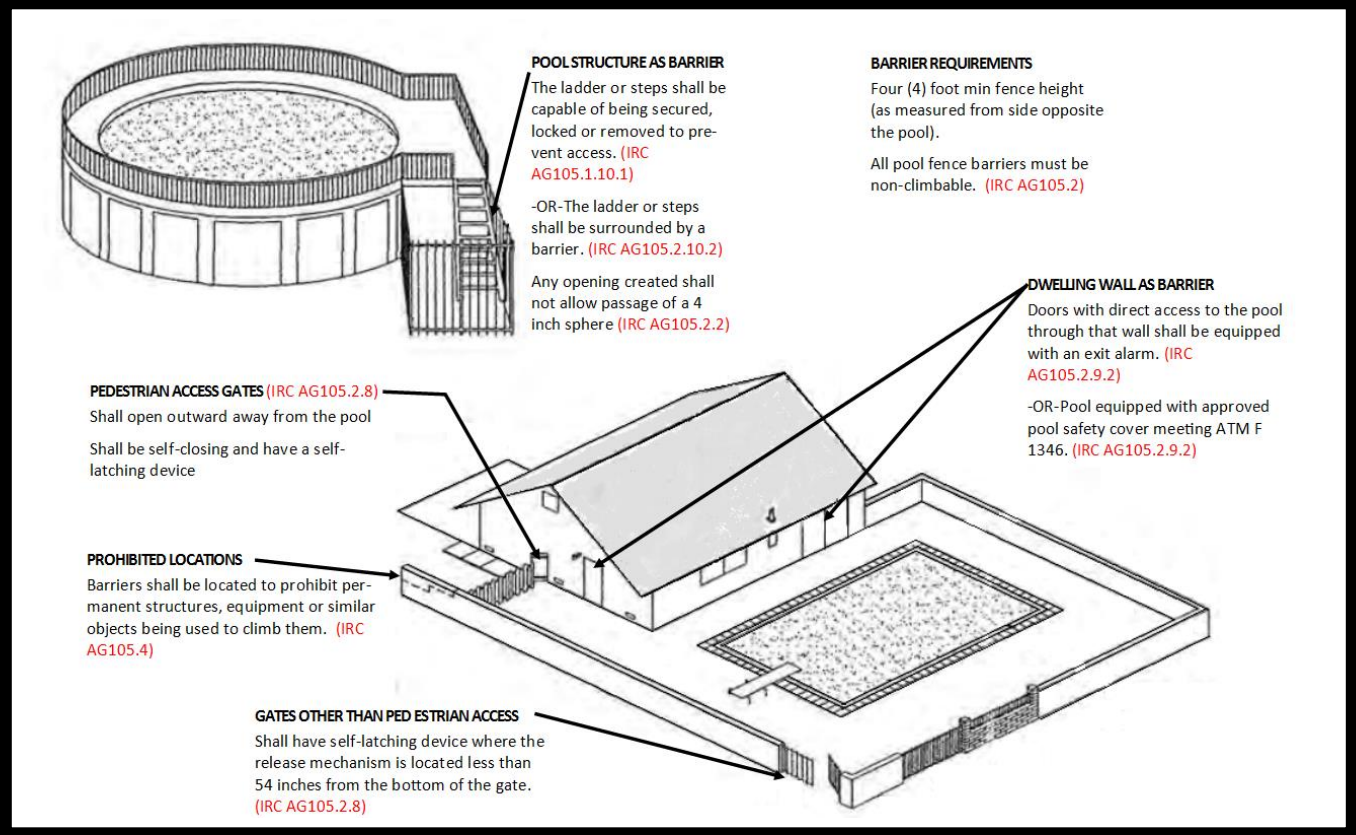
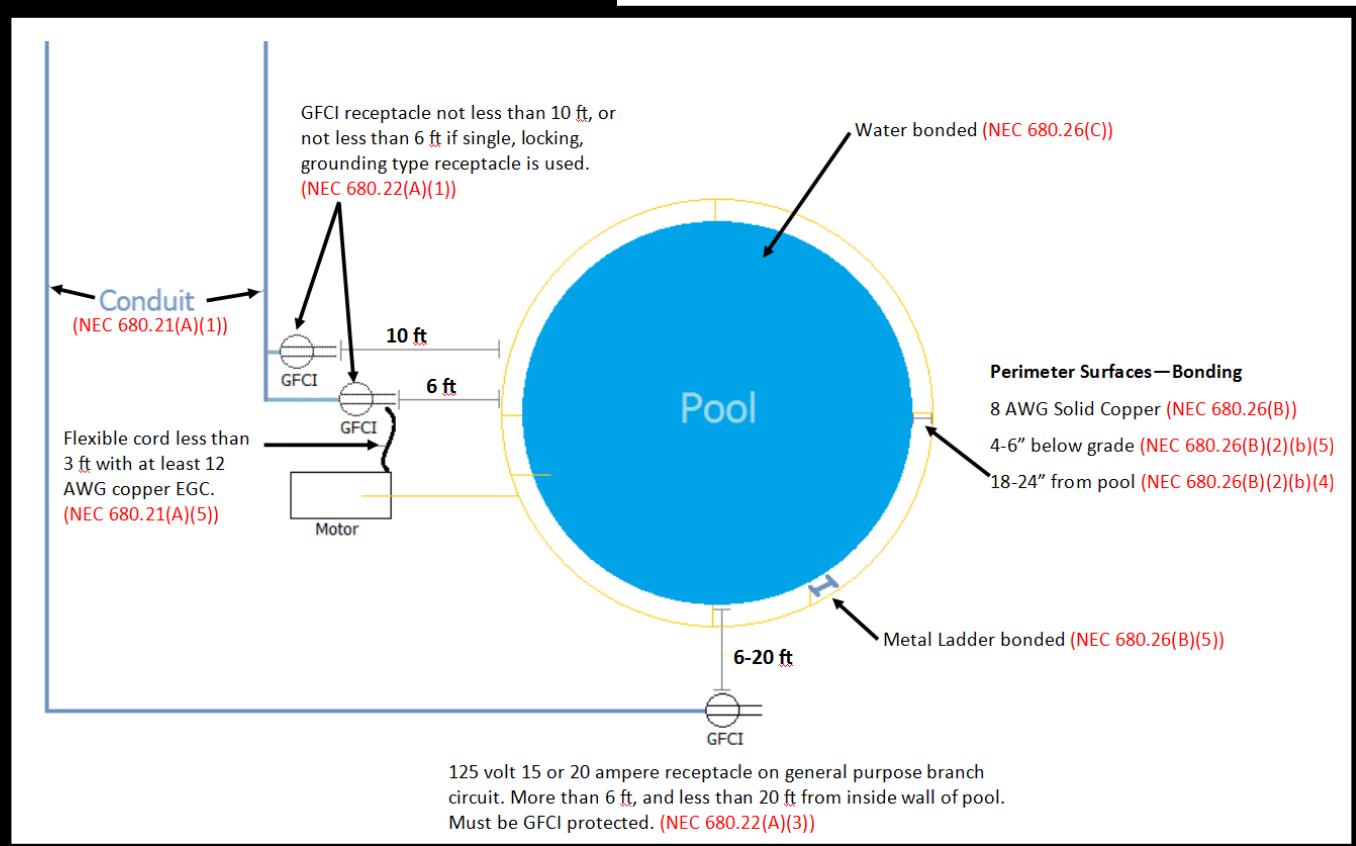


Figure 2 – Electrical Requirements






Swimming Pool Permit Application

Return Completed Form To: Zoning & Building Safety Dept, 1504 3rd Ave., Room 305, Rock Island, IL 61201

SITE PLAN

Instructions:

1. Complete this plan by showing all dimensions of your project and its relationships to existing buildings or structures, utilities, property lines and easements.
2. Show all Easements. Easements are agreements between landowners. While this office is not responsible for enforcing these agreements, they are legally binding and must be followed during construction.
3. Indicate North by completing the arrow. 
4. Indicate what scale you are using.  Scale: 1 box = _____ feet



THIS PAGE
INTENTIONALLY
LEFT BLANK

**CLEARANCE FOR CONDUCTORS INSTALLED
OVER OR NEAR SWIMMING AREAS
(REFERENCE NESC 234E)**

Swimming Pools

Conductors installed within 10' horizontally from the pool edge or diving platform must maintain basic vertical clearances as depicted in the following table.

This rule does not apply to a pool fully enclosed by a solid or screened permanent structure.

Beaches and Waterways Restricted to Swimming

Where rescue poles are used by lifeguards at supervised swimming beaches, the required basic vertical and horizontal clearances shall be as shown on the following table.

CLEARANCES TO SWIMMING AREAS	UNGUARDED RIGID LIVE PARTS, 0-750V; SECONDARY CABLE	GROUNDED OR INSULATED GUYS; NEUTRAL COND.	OPEN SUPPLY CONDUCTORS		
			0-750V	750V-15kV	ALL 34.5kV
(1) CLEARANCE IN ANY DIRECTION FROM THE EDGE OF POOL, BASE OF DIVING PLATFORM, OR ANCHORED RAFT	22'-6"	22'-0"	23'-0"	25'-0"	25'-6"
(2) CLEARANCE IN ANY DIRECTION TO THE DIVING PLATFORM OR TOWER	14'-6"	14'-0"	15'-0"	17'-0"	17'-6"
(3) VERTICAL CLEARANCE OVER ADJACENT LAND	AS REQUIRED IN CLEARANCES ABOVE GROUND OR ROADWAYS (REF. NESC 232)				
(4) UNDERGROUND DIRECT BURIED CABLE	5' FROM POOL OR AUXILLARY EQUIPMENT (REF. NESC 351C1)				

